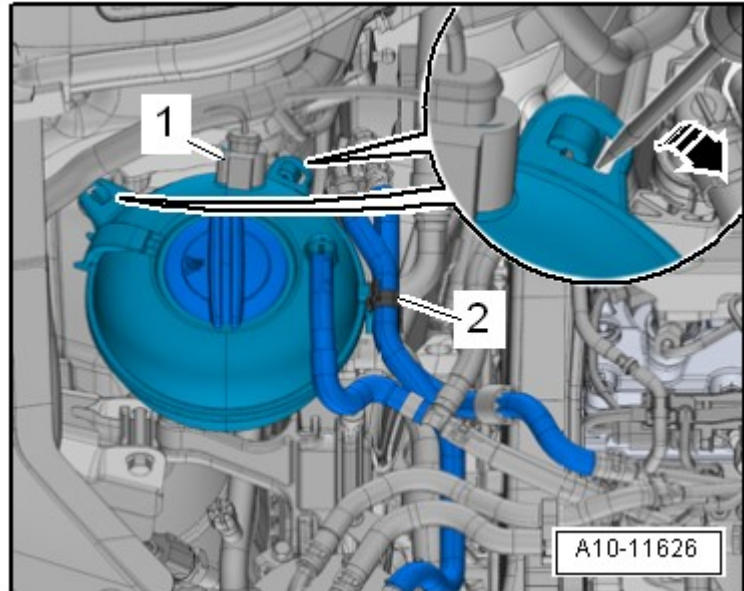


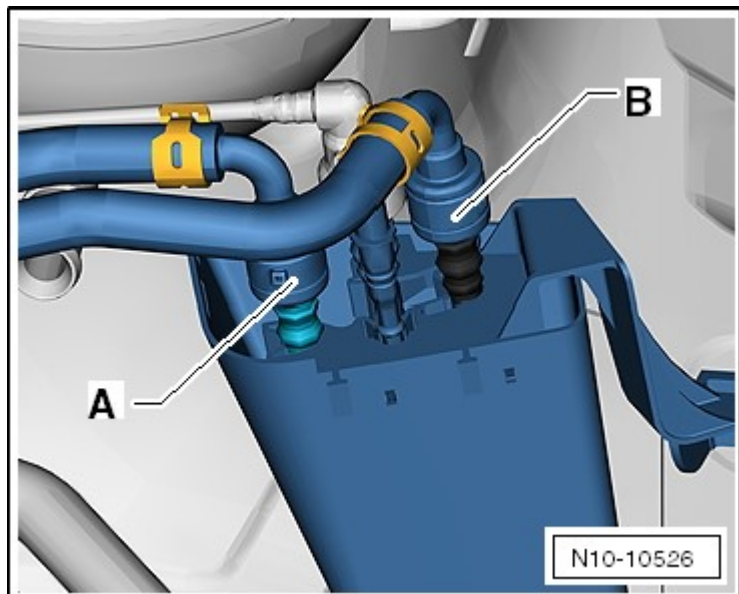
Removing and installing upper toothed belt guard

Removing

- Remove engine cover panel → [Chapter](#).
- Separate electrical connector -1-.
- Disconnect bracket -2- with fuel hoses.
- Remove coolant hoses from engine. To do this, open retainers.
- Using a screwdriver, release fasteners -arrow- and move coolant expansion tank to one side.

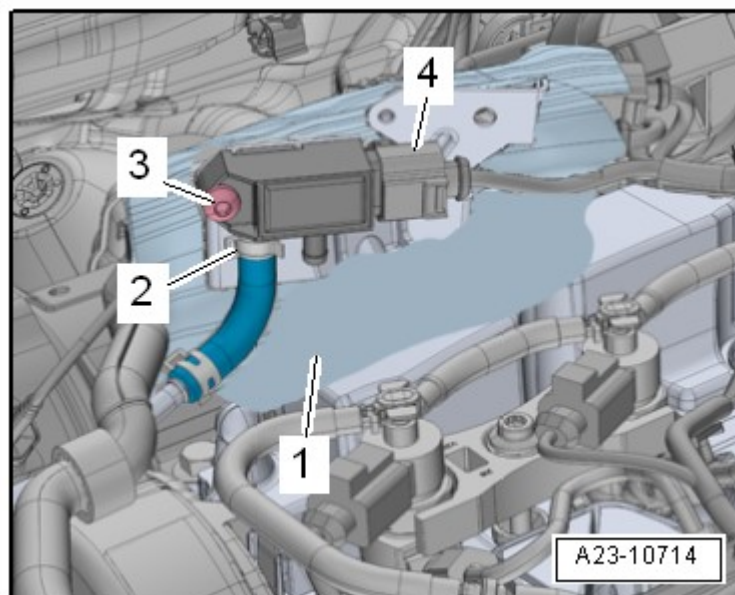


- Open plug-in connectors -A- and -B- of fuel lines and pull fuel lines off. Separate plug-in connectors → [Rep. gr.20; Plug-in connectors; Separating plug-in connectors](#).
- Unbolt fuel filter, and place it on engine with fuel hoses connected → [Rep. gr.20; Fuel filter; Removing and installing fuel filter](#).
- Unscrew exhaust gas temperature sender 3 -G495- → [Chapter](#).

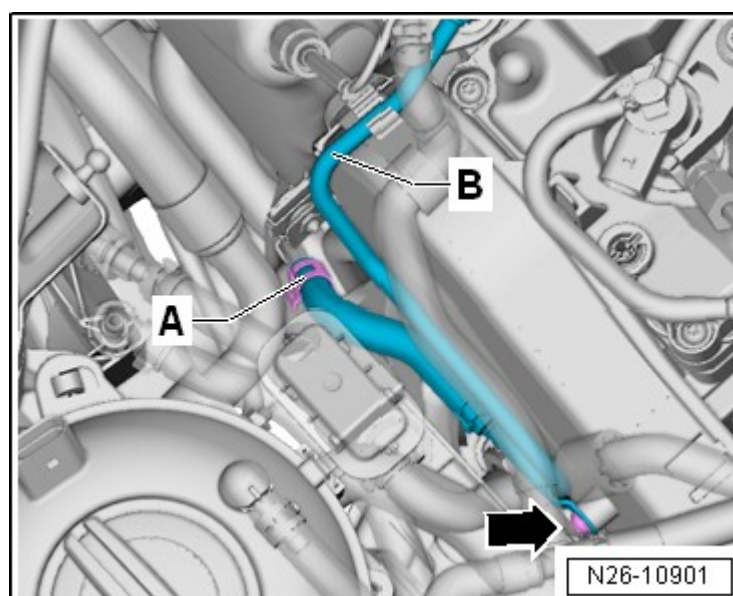


Vehicles with pressure differential sender -G505-

- Open heat insulation sleeve -1-.
- Disconnect electrical connector -4-.
- Unscrew bolt -3- and remove pressure differential sender -G505- from bracket.
- Remove bolt -arrow-.

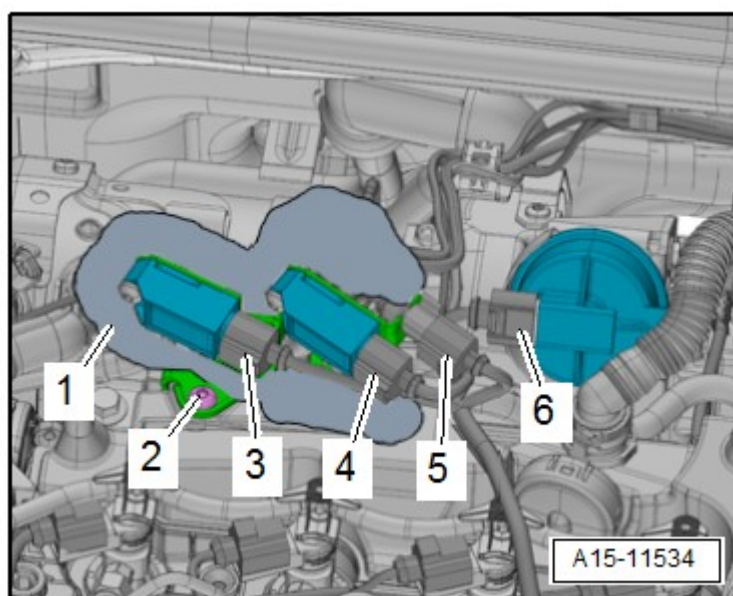


- Open clamp -A-, and pull off hose.
- Unclip pipe -B-, and remove it together with pressure differential sender -G505-.

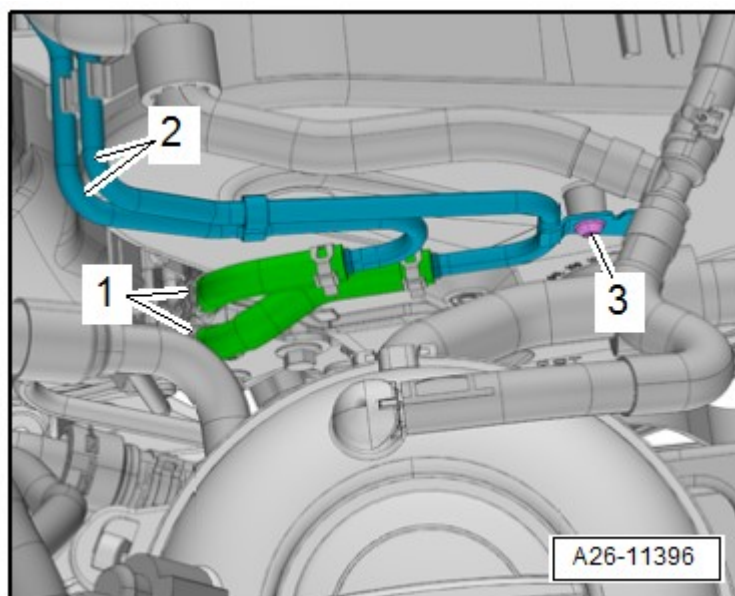


Vehicles with pressure differential sender -G505- and exhaust gas pressure sensor 1 -G450-

- Open heat insulation sleeve -1-.
- Disconnect connector -3- and move wire to one side.
- Remove bolt -2-.
- Disconnect electrical connector -4-.



- Remove bolt -3-.
- Release hose clips -1- and detach hoses.
- Lay pipes -2- to one side.



Continuation for all vehicles

- Release catches -arrows-, disengage upper toothed belt guard -1- and detach.

Installing

Installation is carried out in the reverse order; note the following:

- Install engine cover panel → Chapter.

Specified torques

- ♦ → Chapter „Assembly overview - exhaust gas temperature regulation“
- ♦ Assembly overview - fuel filter
→ Rep. gr.20; Fuel filter; Assembly overview - fuel filter.
- ♦ Control pipe for pressure differential sender to toothed belt guard
→ Chapter „Exploded view - toothed belt cover“.

